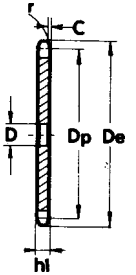


**CORONE PER TRASPORTATORI ED ELEVATORI
 PLATE WHEELS FOR CHAIN CONVEYORS AND CHAIN ELEVATORS
 KETTENRADSCHLEIBEN FÜR TRANSPORT-UND FÖRDERKETTEN
 DISQUES POUR TRANSPORTEURS ET ELEVATEURS
 CORONAS PARA CADENA DE TRANSPORTADORES Y ELEVADORES**

Rullo - Roller - Rollen - Rouleau - Rodillo

25 - 28 - 31

P. 50



CATENA:	CHAIN:	KETTE:	CHAÎNE:	CADENA:	mm
Larghezza interna	Internal width	Innere Breite	Largeur interieure	Ancho interno	11,5 - 15 - 15
Rullo ø	Roller ø	Rollen ø	ø du rouleau	Rodillo ø	25 - 28 - 31
Spessore corona h ₁	Tooth width h ₁	Zahnbreite h ₁	Larg. denture h ₁	Ancho dente h ₁	10,5 - 13,5 - 13,5

Z	R 25				R 28				R 31			
	cod.	D _e	D _p	D	cod.	D _e	D _p	D	cod.	D _e	D _p	D
6	CE 17006	115,0	100,00	20	CE 18006	115,0	100,00	20	CE 19006	115,0	100,00	20
7	CE 17007	132,0	115,24	20	CE 18007	132,0	115,24	20	CE 19007	132,0	115,24	20
8	CE 17008	149,0	130,65	20	CE 18008	149,0	130,65	20	CE 19008	149,0	130,65	20
9	CE 17009	165,0	146,20	20	CE 18009	165,0	146,20	20	CE 19009	165,0	146,20	20
10	CE 17010	180,0	161,80	20	CE 18010	180,0	161,80	20	CE 19010	180,0	161,80	20
11	CE 17011	197,0	177,50	25	CE 18011	197,0	177,50	25	CE 19011	197,0	177,50	25
12	CE 17012	212,0	193,20	25	CE 18012	212,0	193,20	25	CE 19012	212,0	193,20	25
13	CE 17013	228,0	208,95	25	CE 18013	228,0	208,95	25	CE 19013	228,0	208,95	25
14	CE 17014	244,0	224,70	25	CE 18014	244,0	224,70	25	CE 19014	244,0	224,70	25
15	CE 17015	260,0	240,45	25	CE 18015	260,0	240,45	25	CE 19015	260,0	240,45	25
16	CE 17016	276,0	256,30	30	CE 18016	276,0	256,30	30	CE 19016	276,0	256,30	30
17	CE 17017	292,0	272,11	30	CE 18017	292,0	272,11	30	CE 19017	292,0	272,11	30
18	CE 17018	307,0	287,95	30	CE 18018	307,0	287,95	30	CE 19018	307,0	287,95	30
19	CE 17019	322,0	303,80	30	CE 18019	322,0	303,80	30	CE 19019	322,0	303,80	30
20	CE 17020	339,0	319,60	30	CE 18020	339,0	319,60	30	CE 19020	339,0	319,60	30
21	CE 17021	355,0	335,45	30	CE 18021	355,0	335,45	30	CE 19021	355,0	335,45	30
22	CE 17022	371,0	351,35	30	CE 18022	371,0	351,35	30	CE 19022	371,0	351,35	30
23	CE 17023	387,0	367,20	30	CE 18023	387,0	367,20	30	CE 19023	387,0	367,20	30
24	CE 17024	403,0	383,05	30	CE 18024	403,0	383,05	30	CE 19024	403,0	383,05	30
25	CE 17025	418,0	398,95	30	CE 18025	418,0	398,95	30	CE 19025	418,0	398,95	30
26	CE 17026	434,0	414,80	30	CE 18026	434,0	414,80	30	CE 19026	434,0	414,80	30
27	CE 17027	450,0	430,70	30	CE 18027	450,0	430,70	30	CE 19027	450,0	430,70	30
28	CE 17028	466,0	446,55	30	CE 18028	466,0	446,55	30	CE 19028	466,0	446,55	30
29	CE 17029	482,0	462,45	30	CE 18029	482,0	462,45	30	CE 19029	482,0	462,45	30
30	CE 17030	498,0	478,35	30	CE 18030	498,0	478,35	30	CE 19030	498,0	478,35	30
31	CE 17031	514,0	494,25	30								
32	CE 17032	530,0	510,10	30					CE 19032	530,0	510,10	30
35	CE 17035	577,0	557,80	30	CE 18035	577,0	557,80	30	CE 19035	577,0	557,80	30
36	CE 17036	593,0	573,70	30								
38	CE 17038	625,0	605,45	30	CE 18038	625,0	605,45	30	CE 19038	625,0	605,45	30

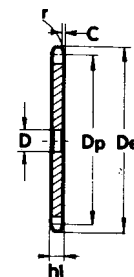
CORONE PER TRASPORTATORI ED ELEVATORI
PLATE WHEELS FOR CHAIN CONVEYORS AND CHAIN ELEVATORS
KETTENRADSCHLEIBEN FÜR TRANSPORT-UND FÖRDERKETTEN
DISQUES POUR TRANSPORTEURS ET ELEVATEURS
CORONAS PARA CADENA DE TRANSPORTADORES Y ELEVADORES



Rullo - Roller - Rollen - Rouleau - Rodillo

25 - 31

P. 75



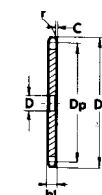
CATENA:	CHAIN:	KETTE:	CHAÎNE:	CADENA:	mm
Larghezza interna	Internal width	Innere Breite	Largeur interieure	Ancho interno	11,5 - 15
Rullo ø	Roller ø	Rollen ø	ø du rouleau	Rodillo ø	25 - 31
Spessore corona h ₁	Tooth width h ₁	Zahnbreite h ₁	Larg. denture h ₁	Ancho dente h ₁	10,5 - 13,5

Z	R 25				R 31			
	cod.	De	Dp	D	cod.	De	Dp	D
6	CE 20006	165,0	150,0	25	CE 22006	168,0	150,0	25
7	CE 20007	188,0	172,86	25	CE 22007	192,0	172,86	25
8	CE 20008	211,0	195,98	25	CE 22008	215,0	195,98	25
9	CE 20009	234,0	219,30	25	CE 22009	238,0	219,30	25
10	CE 20010	258,0	242,70	30	CE 22010	261,0	242,70	30
11	CE 20011	282,0	266,25	30	CE 22011	286,0	266,25	30
12	CE 20012	305,0	289,80	30	CE 22012	309,0	289,80	30
13	CE 20013	329,0	313,42	30	CE 22013	333,0	313,42	30
14	CE 20014	353,0	337,05	30	CE 22014	357,0	337,05	30
15	CE 20015	376,0	360,72	30	CE 22015	380,0	360,72	30
16	CE 20016	400,0	384,45	30	CE 22016	404,0	384,45	30
17	CE 20017	424,0	408,16	30	CE 22017	428,0	408,16	30
18	CE 20018	447,0	431,92	30	CE 22018	451,0	431,92	30
19	CE 20019	471,0	455,70	30	CE 22019	475,0	455,70	30
20	CE 20020	495,0	479,40	30	CE 22020	499,0	479,40	30
21	CE 20021	519,0	503,17	30	CE 22021	523,0	503,17	30
22	CE 20022	543,0	527,02	30	CE 22022	547,0	527,02	30
23	CE 20023	566,0	550,80	30	CE 22023	570,0	550,80	30
24	CE 20024	590,0	574,57	30	CE 22024	594,0	574,57	30
25	CE 20025	614,0	598,42	30	CE 22025	618,0	598,42	30
26	CE 20026	638,0	622,20	30				
27	CE 20027	622,0	646,05	30				
28	CE 20028	685,0	669,82	30				
29	CE 20029	709,0	693,68	30				
30	CE 20030	733,0	717,52	30				

Rullo - Roller - Rollen - Rouleau - Rodillo

25 - 31 - 40

P. 100



CATENA:	CHAIN:	KETTE:	CHAÎNE:	CADENA:	mm
Larghezza interna	Internal width	Innere Breite	Largeur interieure	Ancho interno	11,5 - 15 - 22
Rullo ø	Roller ø	Rollen ø	ø du rouleau	Rodillo ø	25 - 31 - 40
Spessore corona h ₁	Tooth width h ₁	Zahnbreite h ₁	Larg. denture h ₁	Ancho dente h ₁	10,5 - 13,5 - 20

Z	R 25				R 31				R 40			
	cod.	De	Dp	D	cod.	De	Dp	D	cod.	De	Dp	D
6	CE 23006	214,0	200,00	25	CE 25006	218,0	200,00	25	CE 27006	220,0	200,00	25
7	CE 23007	245,0	230,48	25	CE 25007	249,0	230,48	25	CE 27007	251,0	230,48	25
8	CE 23008	276,0	261,31	30	CE 25008	280,0	261,31	30	CE 27008	283,0	261,31	30
9	CE 23009	307,0	292,40	30	CE 25009	311,0	292,40	30	CE 27009	314,0	292,40	30
10	CE 23010	338,0	323,61	30	CE 25010	342,0	323,61	30	CE 27010	345,0	323,61	30
11	CE 23011	371,0	354,95	30	CE 25011	375,0	354,95	30	CE 27011	378,0	354,95	30
12	CE 23012	402,0	386,40	30	CE 25012	406,0	386,40	30	CE 27012	409,0	386,40	30
13	CE 23013	433,0	417,90	30	CE 25013	437,0	417,90	30	CE 27013	441,0	417,90	30
14	CE 23014	465,0	449,40	30	CE 25014	469,0	449,90	30	CE 27014	473,0	449,40	30
15	CE 23015	496,0	480,97	30	CE 25015	500,0	480,97	30	CE 27015	504,0	480,97	30
16	CE 23016	528,0	512,60	30	CE 25016	532,0	512,60	30	CE 27016	536,0	512,60	30
17	CE 23017	560,0	544,22	30	CE 25017	564,0	544,22	30	CE 27017	568,0	544,22	30
18	CE 23018	591,0	575,90	30	CE 25018	595,0	575,90	30	CE 27018	599,0	575,90	30
19	CE 23019	623,0	607,55	30	CE 25019	627,0	607,55	30	CE 27019	631,0	607,55	30
20	CE 23020	655,0	639,20	30	CE 25020	659,0	639,20	30	CE 27020	663,0	639,20	30
21	CE 23021	686,0	670,95	30	CE 25021	690,0	670,95	21				
22	CE 23022	718,0	702,70	30	CE 25022	722,0	702,70	30				
23	CE 23023	750,0	734,40	30	CE 25023	754,0	734,40	30				
24	CE 23024	782,0	766,10	30	CE 25024	786,0	766,10	30				
25	CE 23025	813,0	797,90	30	CE 25025	817,0	797,90	30				